

March 2023 Closed Sales

Median
Closed Price

\$590,000



NWMLS brokers sold
5,817
residential homes
& condos in total
in March 2023



March 2023 Closed Sales

Total Dollar
Value

\$4,211,577,739

The total dollar value of closed sales for residential homes in March 2023 was **\$3,794,065,496** and was **\$417,512,243** for condominiums



March 2023 New Construction

-5.3%
from March 2022

Median
Sales Price

\$699,990



NWMLS brokers sold
1,050
new construction
residential homes
& condos in
in March 2023



March 2023 Available Inventory



Months of Inventory

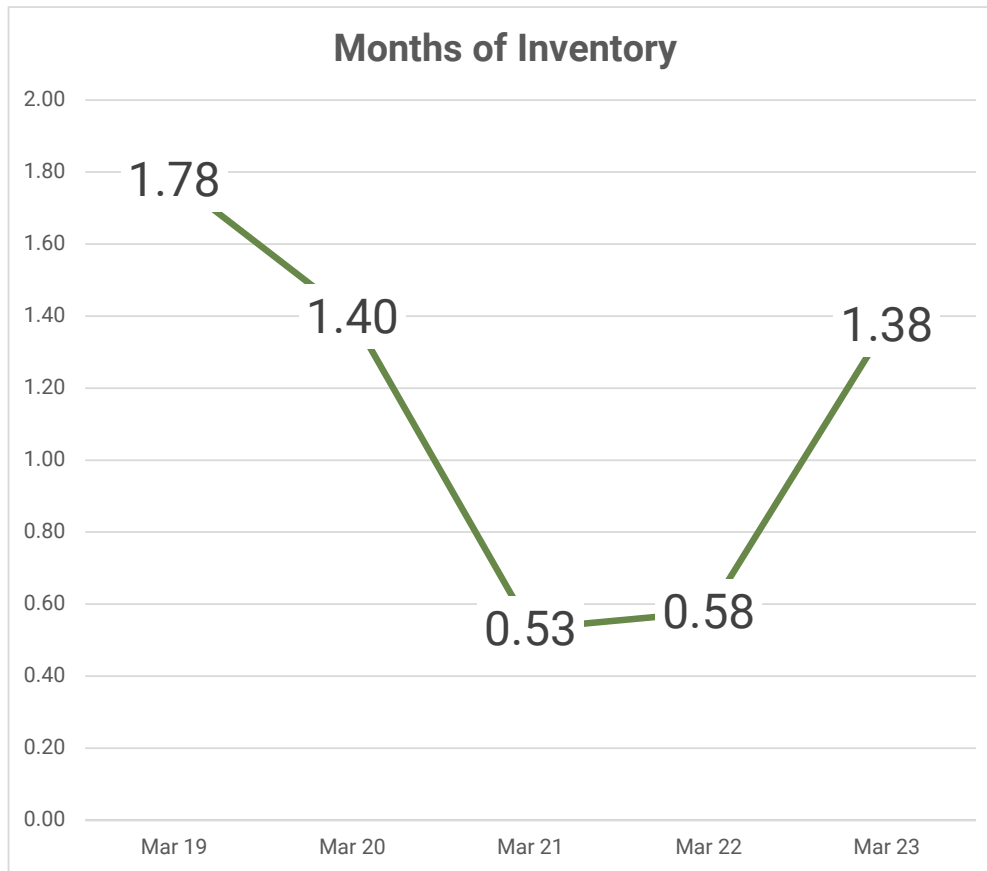
A balanced market is considered to be 4 to 6 months by most industry experts

At the current rate of sales, it would take **more than a month** to sell every home that is active in the NWMLS inventory

March 2022	0.58
March 2023	1.38

+138.0%
from March 2022

March 2023 Available Inventory

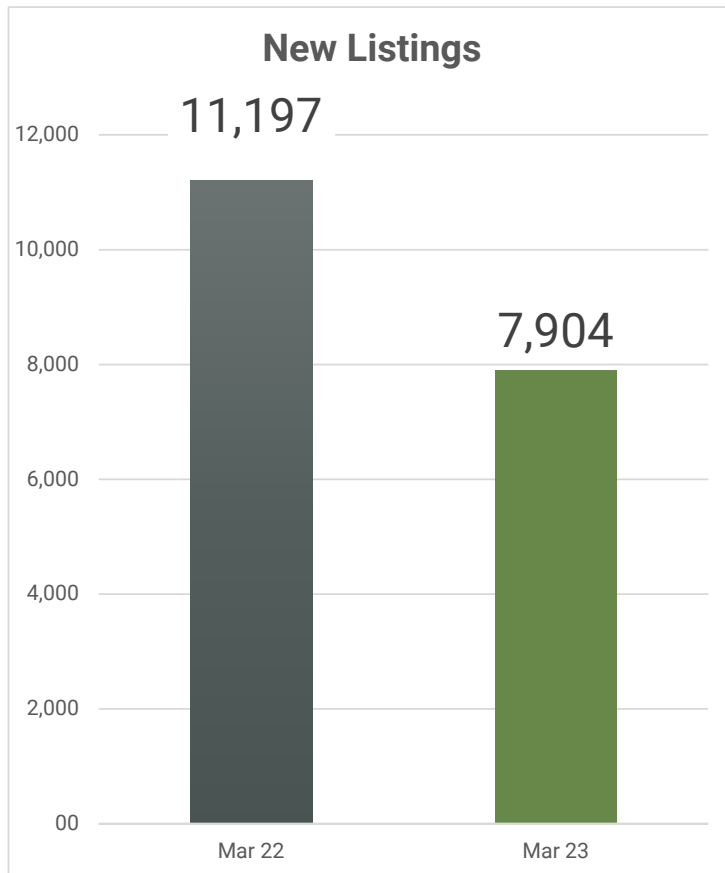


There were
8,007
active listings
in the
database in
March 2023



+73.3%
from March 2022

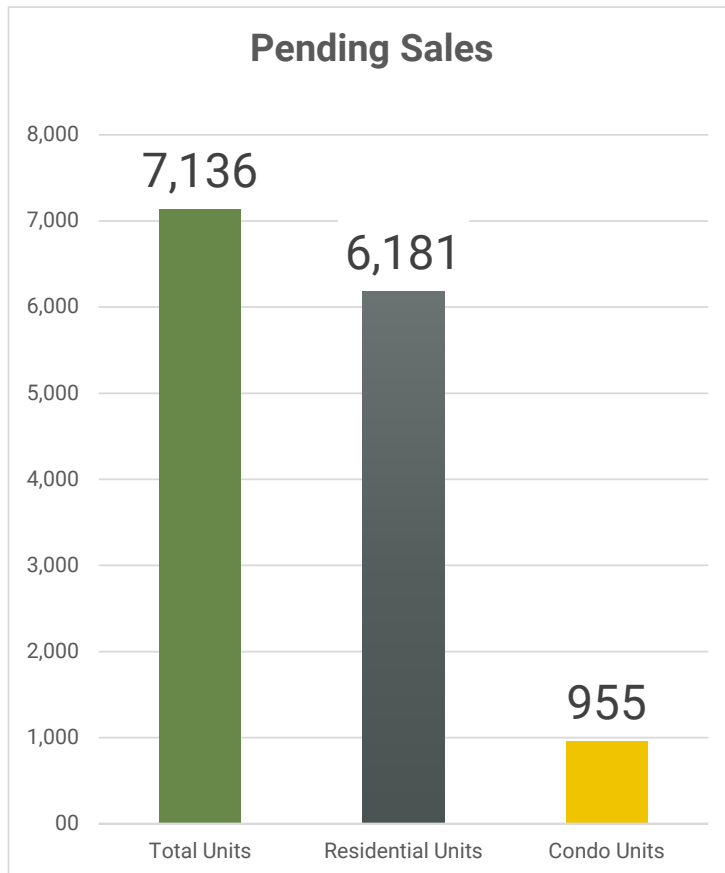
March 2023 New Listings



There were
7,904
new listings
added in the
database in
March 2023

-29.4%
from March 2022

March 2023 Pending Sales



There were
7,136
total residential
units & condo units
under contract in
March 2023

-29.1%
from March 2022

March 2023 Membership



There were

33,547

total NWMLS
members & subscribers
in March 2023



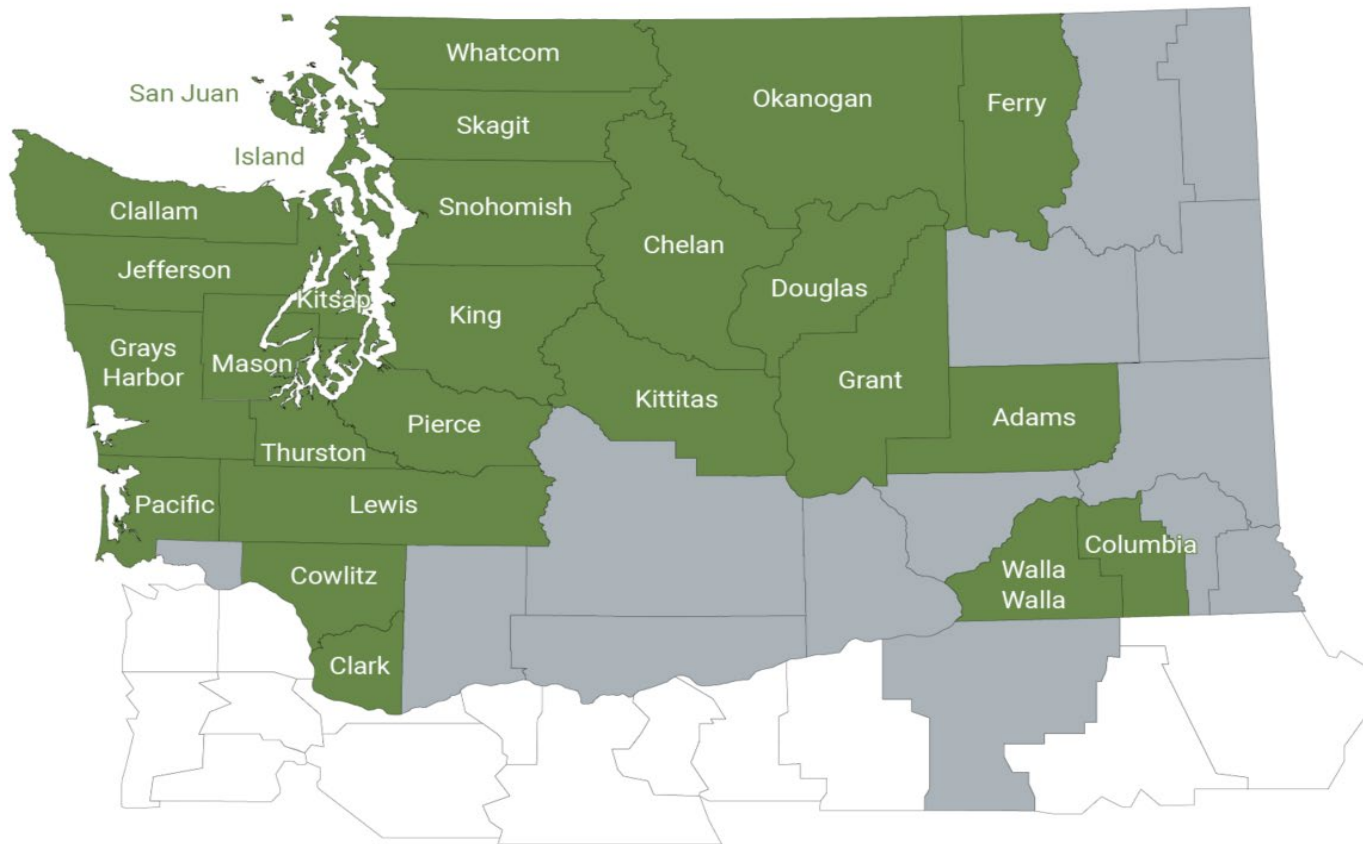
There were

2,597

total NWMLS
members offices
in March 2023



March 2023 Coverage Map



This infographic includes information from 26 counties in NWMLS's service area.

Statistical information includes all single family homes and condominiums listed by NWMLS member firms in 26 counties in Washington State. Additional data and statistics are available to NWMLS members and subscribers on www.nwmls.com.

