




# October 2022 Closed Sales



Median  
Closed Price  
**\$595,000**



The median closed price  
for residential homes &  
condos increased

**+3.5%**

from October 2021



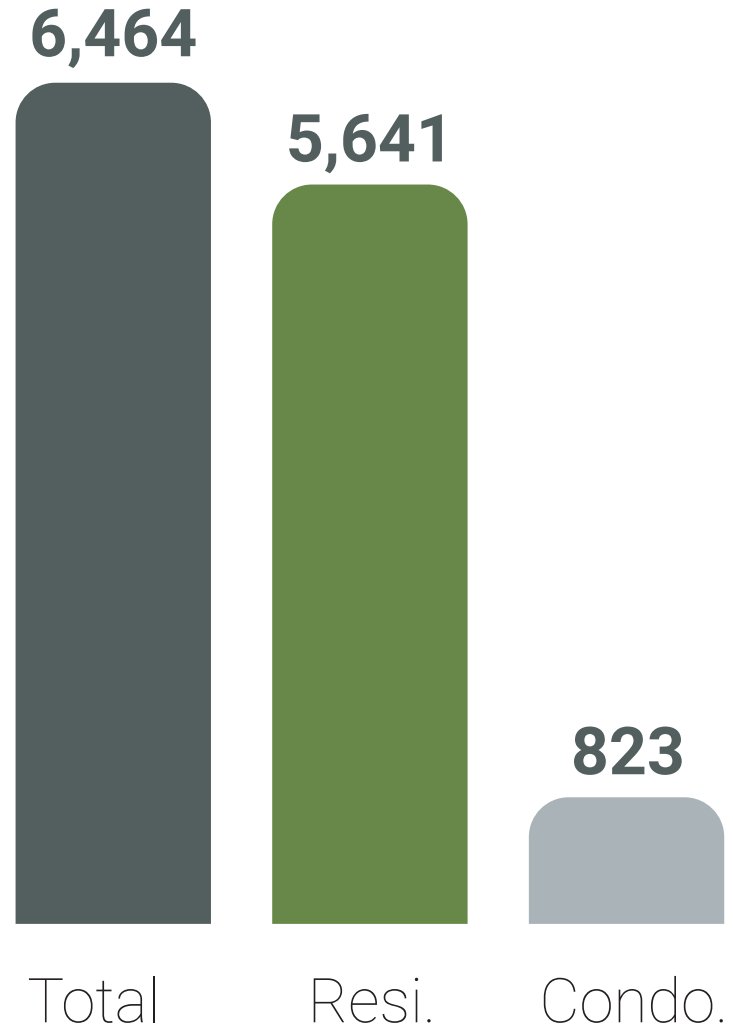
# October 2022 Closed Sales



NWMLS brokers sold

**6,464**

residential homes  
& condos in total  
in October 2022





# October 2022 Closed Sales

Total Dollar  
Value  
**\$4.68 B**

The total dollar value of closed sales for residential homes in October 2022 was

**\$4.24 Billion**

and was

**\$449 Million**

for condominiums



# October 2022 New Construction



NWMLS brokers sold

**688**

new construction  
residential homes &  
condos in October 2022

# 444 October 2022 Available Inventory



## Months of Inventory

A balanced market is considered to be 4 to 6 months by most industry experts

October 2021 - **0.66**

October 2022 - **2.20**

At the current rate of sales, it would take

**2 months**

to sell every home that is active in the NWMLS inventory

---

**+233.2%**

increase from  
October 2021



# October 2022 Available Inventory



There were

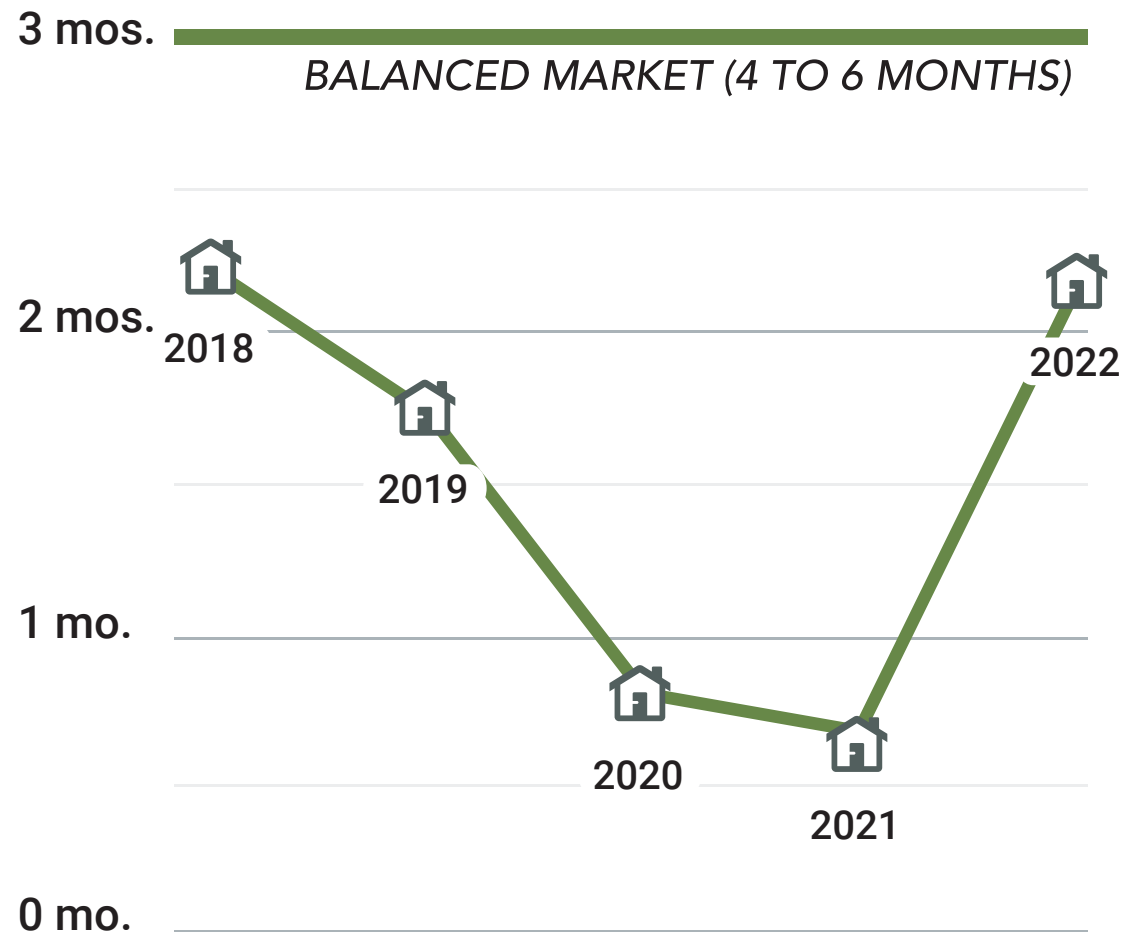
**14,214**

active listings  
in the  
database in  
October 2022

**+115.8%**

increase from  
October 2021

## Months of Inventory





# October 2022 New Listings



There were

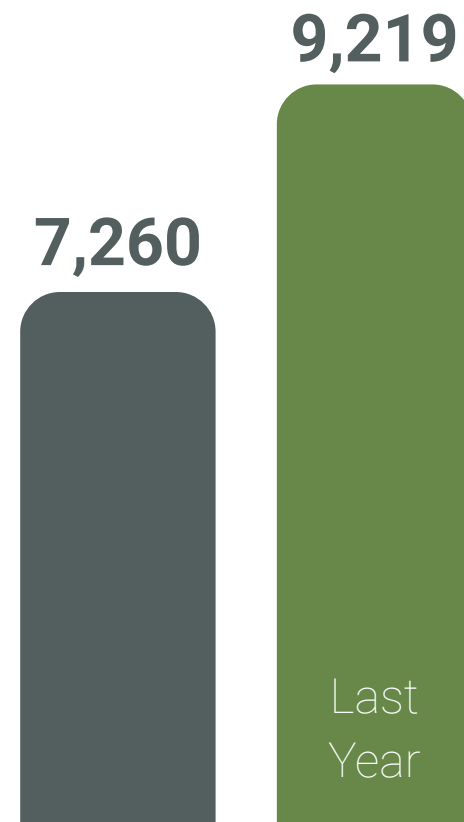
**7,260**

new listings added  
in the database in  
October 2022

---

**-21.2%**

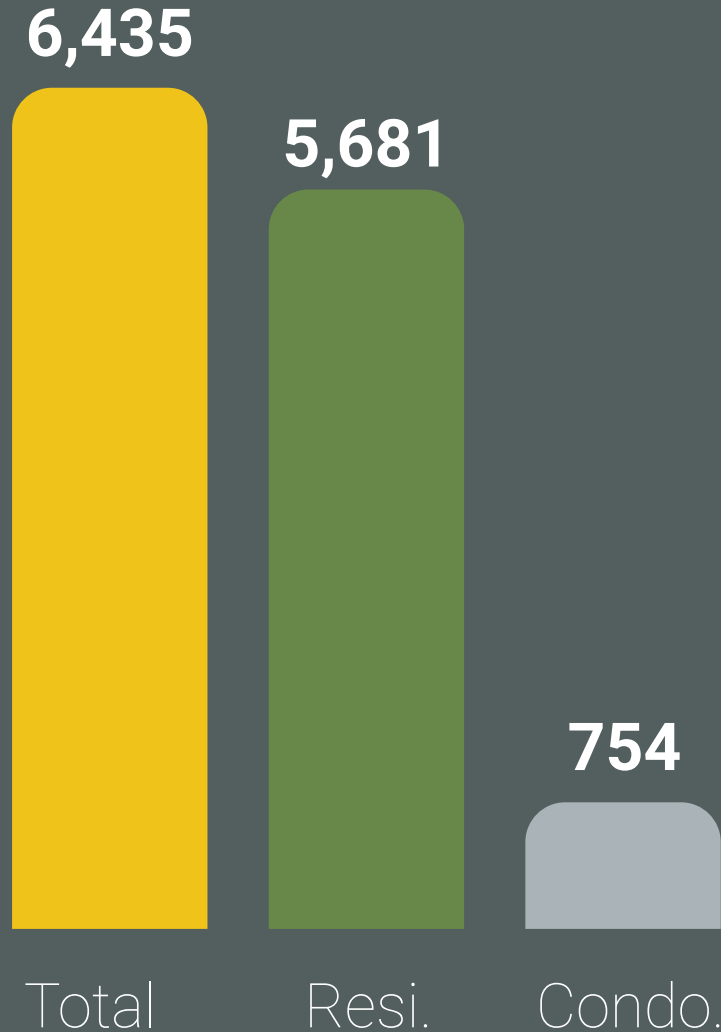
decrease from  
October 2021



New Listings



# October 2022 Pending Sales



There were

**6,435**

total residential  
units & condo units  
under contract in  
October 2022





# October 2022 Membership



There were  
**34,457**  
total NWMLS  
members & subscribers  
in October 2022

---

**+2.1%**

increase from  
October 2021



There were  
**2,623**  
total NWMLS  
member offices  
in October 2022

---

**+1.0%**

increase from  
October 2021