

NWMLS Market Snapshot

APRIL 2022



NWMLS APRIL 2022 CLOSED SALES



The median closed price for residential homes & condos increased

16.8% ↑

from April 2021

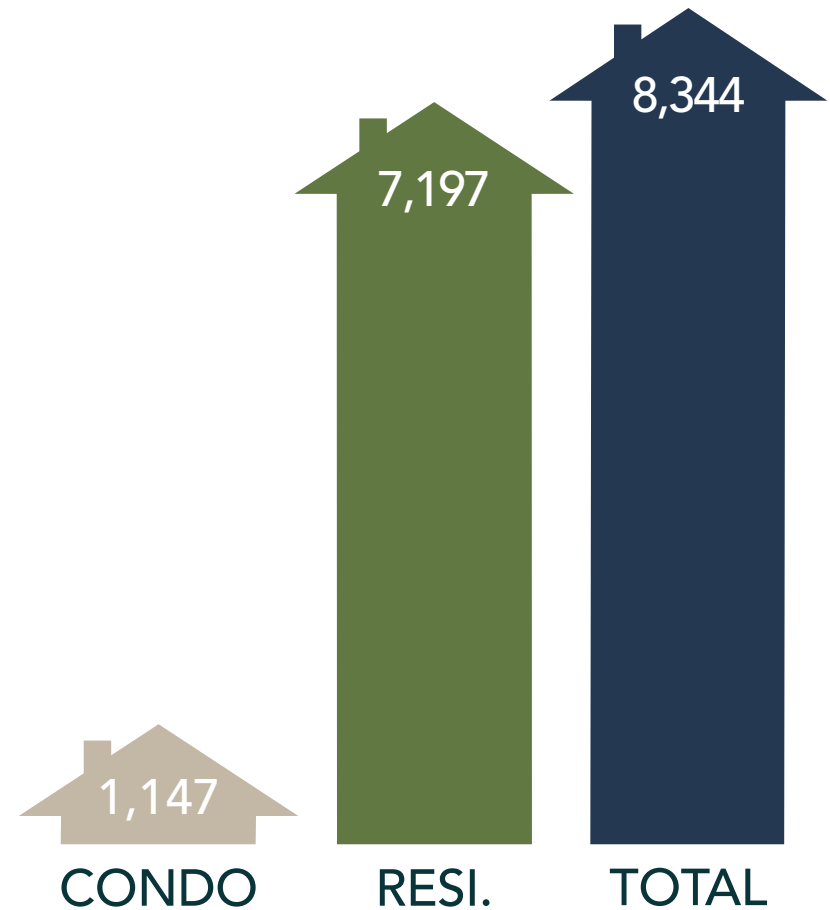
NWMLS APRIL 2022 CLOSED SALES



NWMLS brokers sold

8,344

residential homes
& condos in total
in April 2022



NWMLS APRIL 2022 CLOSED SALES



The total dollar value of closed sales for residential homes in April 2022 was

\$6.28 Billion

and was

\$678 Million

for condominiums

An illustration of four houses: a two-story house with a green roof, a white house with a blue circle on its roof, and two red brick houses. A white price tag with a yellow ribbon is overlaid on the houses.

\$6.95 Billion
in Closed Sales
(Residential & Condo)


NWMLS APRIL 2022 NEW CONSTRUCTION



NWMLS brokers sold

857

new construction
residential homes & condos
in April 2022



\$750,990


Median Sales Price
in April 2022

Increase of

19.2% ↑

compared to sales prices
in April 2021

NWMLS APRIL 2022 AVAILABLE INVENTORY



Months of Inventory

A balanced market is considered to be 4 to 6 months by most industry experts



At the current rate of sales,
it would take

0.78 months

to sell every home that is active
in the NWMLS inventory

Increase of

22.2% ↑

from April 2021

NWMLS APRIL 2022 AVAILABLE INVENTORY



There were

6,514

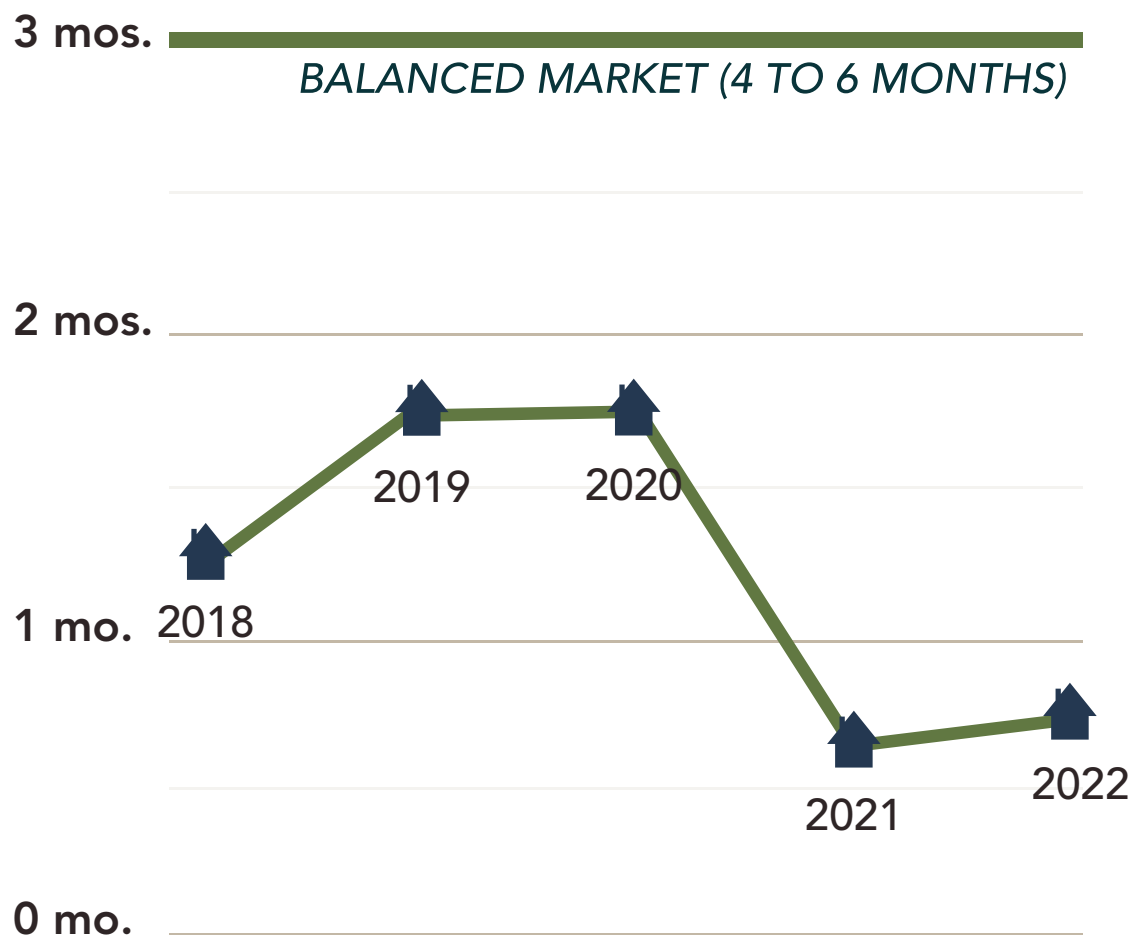
active listings in the
database in April 2022

Increase of

16.0% ↑

from April 2021

Months of Inventory



NWMLS APRIL 2022 NEW LISTINGS



There were

11,681

new listings added to the
database in April 2022

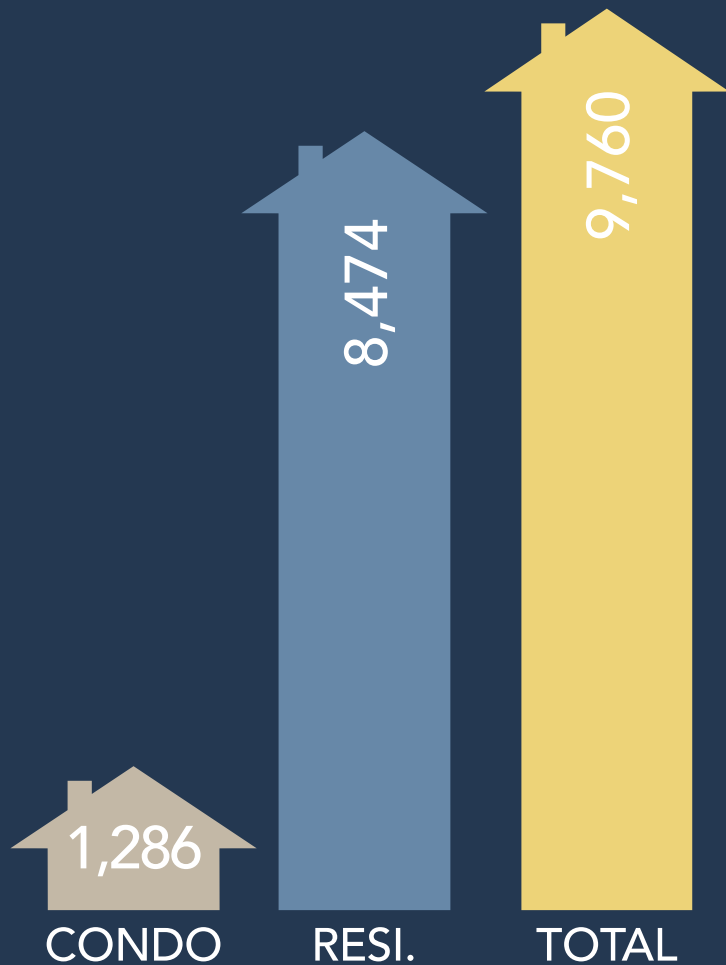
Decrease of

3.0% ↓

listings from April 2021



NWMLS APRIL 2022 PENDING SALES



There were

9,760

total residential units & condo units
under contract in April 2022

NWMLS APRIL 2022 MEMBERSHIP



There were

34,347

total NWMLS
members & subscribers
in April 2022

Increase of

5.1% ↑

from April 2021



There were

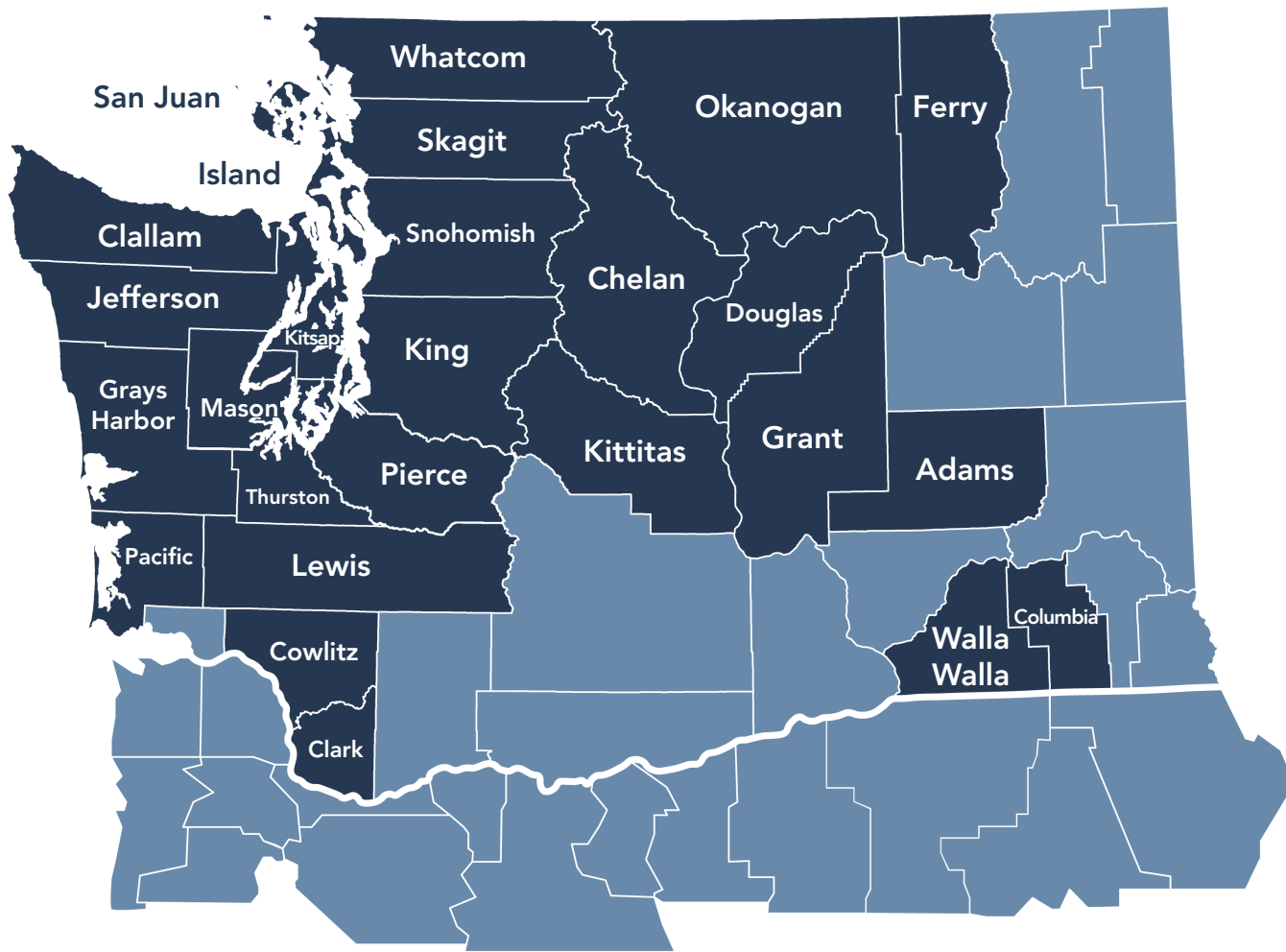
2,625

total member offices
in April 2022

Increase of

2.0% ↑

from April 2021



This infographic includes information from 26 counties in NWMLS's service area.

Statistical information includes all single family homes and condominiums listed by NWMLS member firms in 26 counties in Washington State. Additional data and statistics are available to NWMLS members and subscribers on www.nwmls.com.

Copyright © 2022 - Northwest Multiple Listing Service.
Unaltered infographics can be shared and redistributed.
ALL RIGHTS RESERVED.

