

NWMLS Market Snapshot

SEPTEMBER 2021



NWMLS SEPTEMBER 2021 CLOSED SALES



The median closed price for residential homes & condos increased

14.0% ↑

from September 2020

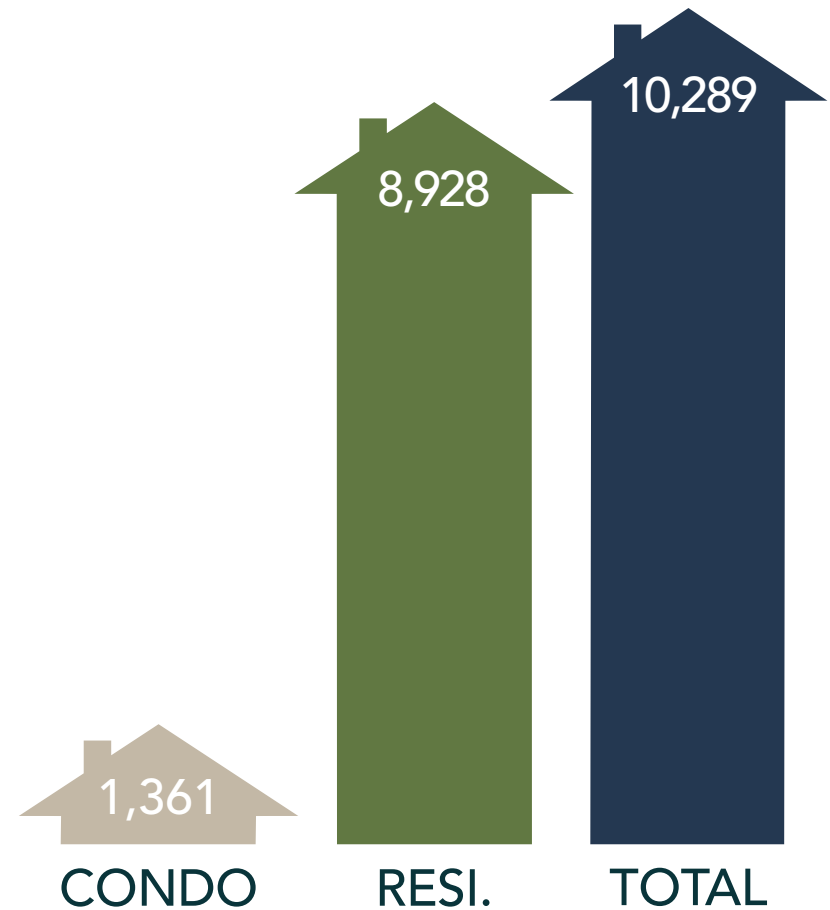
NWMLS SEPTEMBER 2021 CLOSED SALES



NWMLS brokers sold

10,289

residential homes
& condos in total
in September 2021



NWMLS SEPTEMBER 2021 CLOSED SALES

An illustration featuring a yellow circular callout with an upward arrow and the text '15.9% from Sep 2020'. Below it are three stylized houses: a white one with a green roof, and two red ones. In the foreground is a white price tag with a yellow ribbon, containing the text '\$7.27 Billion in Closed Sales (Residential & Condo)'.

↑
15.9%
from Sep
2020

\$7.27 Billion
in Closed Sales
(Residential & Condo)



The total dollar value of closed sales for residential homes in September 2021 was

\$6.56 Billion

and was

\$706 Million

for condominiums


NWMLS SEPTEMBER 2021 NEW CONSTRUCTION



NWMLS brokers sold

1,036

new construction
residential homes & condos
in September 2021



\$669,560


Median Sales Price
in September 2021

Increase of

15.4% ↑

compared to sales prices
in September 2020

NWMLS SEPTEMBER 2021 AVAILABLE INVENTORY



At the current rate of sales,
it would take

0.75 months

to sell every home that is active
in the NWMLS inventory

Months of Inventory

A balanced market is considered to
be 4 to 6 months by most
industry experts

Decrease of

15.7% ↓

from September 2020

NWMLS SEPTEMBER 2021 AVAILABLE INVENTORY



There were

7,757

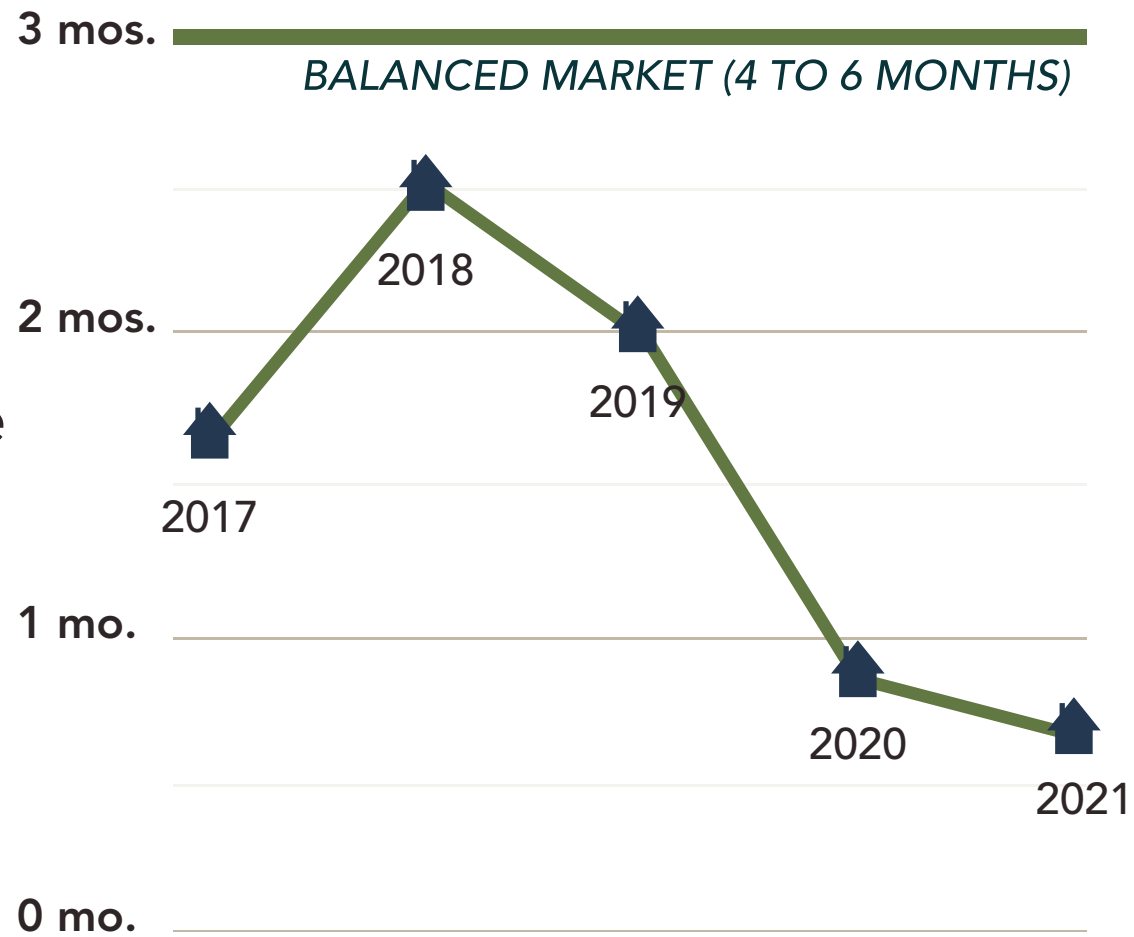
active listings in the database
in September 2021

Decrease of

14.7% ↓

from September 2020

Months of Inventory



NWMLS SEPTEMBER 2021 NEW LISTINGS



There were

11,373

new listings added to the
database in September 2021

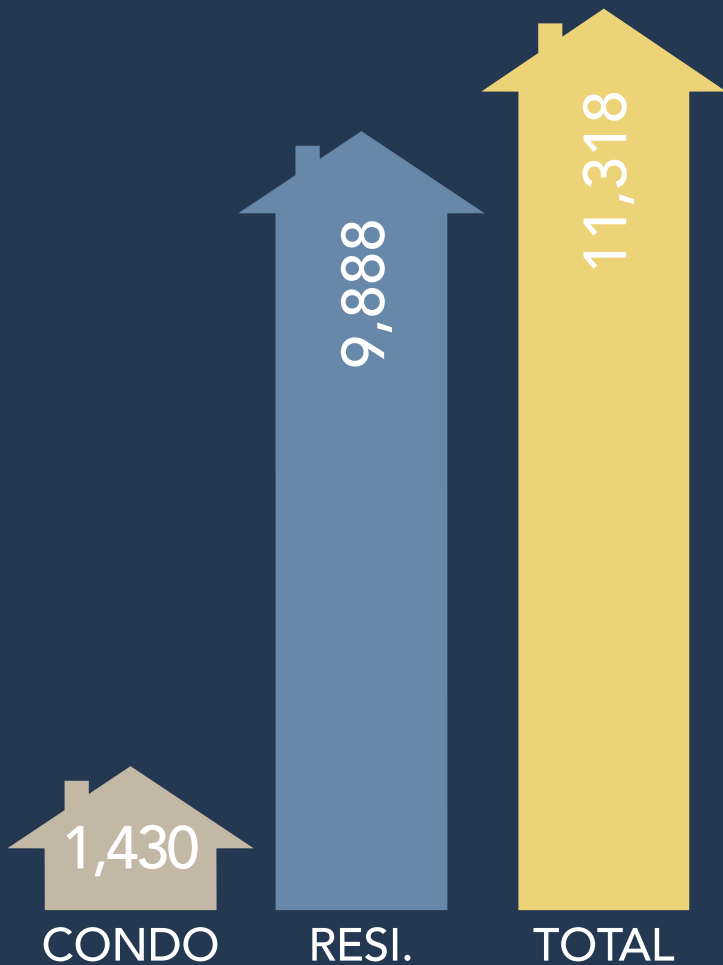
Increase of

1.5% ↑

listings from September 2020



NWMLS SEPTEMBER 2021 PENDING SALES



There were

11,318

total residential units & condo units
under contract in September 2021

NWMLS SEPTEMBER 2021 MEMBERSHIP



There were

36,291

total NWMLS
members & subscribers
in September 2021

Increase of

9.9% ↑

from September 2020



There were

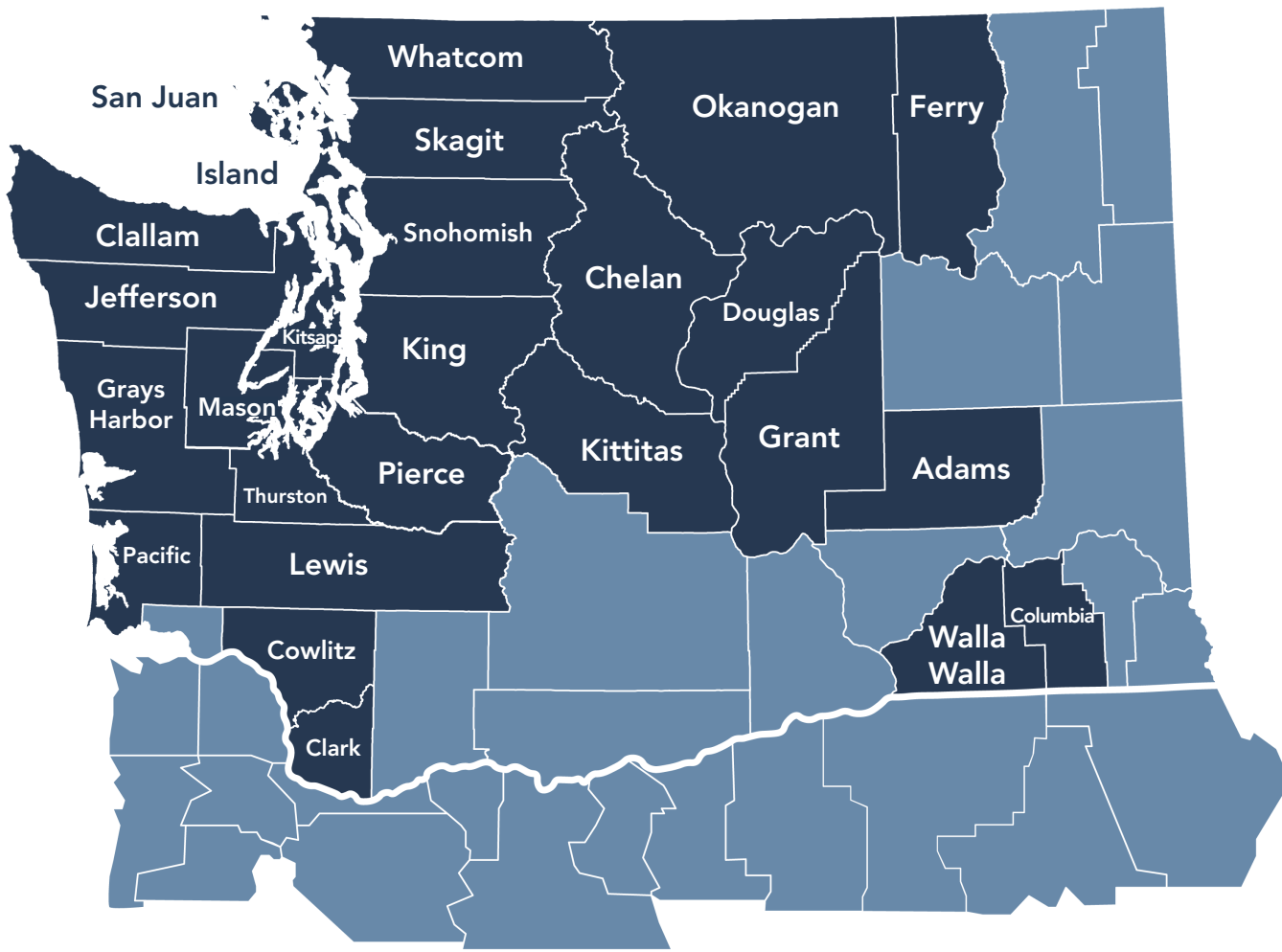
2,602

total member offices
in September 2021

Increase of

5.1% ↑

from September 2020



This infographic includes information from 26 counties in NWMLS's service area.

Statistical information includes all single family homes and condominiums listed by NWMLS member firms in 26 counties in Washington State. Additional data and statistics are available to NWMLS members and subscribers on www.nwmls.com.

Copyright © 2021 - Northwest Multiple Listing Service.
Unaltered infographics can be shared and redistributed.
ALL RIGHTS RESERVED.

